


Packaging regulations and returning empties





Sustainability is the key to the future

At Dahrén we are proud to be the industry leader when it comes to minimising our production's environmental impact.



Discharge of copper or aluminium into water supplies is minimised and all excess energy from our production is re-used to heat our premises. We constantly work with all details in our organisation, striving to minimise our carbon footprint. Our solvent emissions are far below EU directives, the copper and aluminium waste are 100 % recycled and all our packing re-used.

If you have any questions or thoughts about the reuse of the packaging, please do not hesitate to contact your local sales & support organization. In the strive for a sustainable future, your part is equally important. Thank you for joining us in this work! ●

Standard assortment per reel & dimension range

STANDARD REELS	ROUND CU	ROUND AL	FLAT WIRE
200* (HKV)	0,15–0,19 mm	—	
250	0,20–1,00 mm	—	
250/400	0,20–1,70 mm		
315/500	0,20–2,50 mm		
400/630	0,53–5,00 mm	1,00–5,00 mm	
500/800		1,00–5,00 mm	
355	1,00–2,50 mm		< 15 mm ²
500	1,00–5,00 mm		All dimensions
630			All dimensions
710			All dimensions

*Only Polish plant

Item numbers & weight

TYPE OF REELS	DAHRÉN ITEM NO.	EMPTY TARE (KG)	FILLING WEIGHT CU APPROX (KG)	FILLING WEIGHT AL APPROX (KG)	QTY PER PALLET
Cylindrical reels					
K200*	911000200	0,60	12	3	36
K250	911000250	1,35	22	7	26
K355	911000355	3,20	45	15	10
K500	911000500	7,65	90	27	6
VM630	911001630	9,40	180	60	5
VM710	911001670	17,80	400	120	2
Conical reels					
A250/400	911000400	2,25	45	12	13
A315/500	911000500	4,35	85	24	7
A400/630	911000630	7,30	185	56	4
A400/630 E	911003630	4,35	—	56	4
500/800	911000800	21,00	400	120	3
630/935	911000935	77,00	800	240	1
Pailpack					
Pailpack No 515	911002515	—	175	57	2
Containers/Bells					
A250/400	912000400	2,45	—	—	8
A315/500	912000500	4,75	—	—	6
A400/630	912000630	9,00	—	—	3
Pallet frames					
Standard pallet size 1200×800	912000950				
Half pallet size 600×800	—				
Pallet covers/Wooden sheets					
Plywood 1200×800×12	912000941				
Plywood 1200×600×12	912000940				
Cardboard packaging					
Cardboard cover A315/400					
Cardboard cover A400/630					
Cardboard cover 500/800					
Miscellaneous					
Split pallet cylindrical reels					
Split pallet conical reels					
Removal of label/piece					

Returning empties & packaging material

Address returning empties

Dahrén Sweden AB

Björkvägen 1
SE-465 95 Jonslund
Sweden
inbound.sweden@dahrengroup.com

Dahrén Poland sp. z o.o.

Ul. Legionów 83
43-502 Czechowice-Dziedzice
Poland
inbound.poland@dahrengroup.com

Recommendations & regulations

In order to meet requirements and for a smooth return of empties please follow the below listed recommendations.

- All empties are to be stored in a clean and dry environment prior to their return to Dahrén.
- Use only standard formatted pallets when returning empties e.g EUR pallet size 1200×800 mm.
- If possible, no reels should stick outside the pallet's outer edges in order to prevent damages during handling/transportation.
- When necessary, place an intermediate layer of cardboard between each layer of reels to ensure good stability.
- Make sure that only one reel type is packed per pallet.
- All reels must be empty up on their return.
- Finish the top with a sheet of wood and secure the pallet load with at least two straps, preferably nylon/plastic straps. No pallets are to be used as a finishing top of a packed pallets with empties.

Discrepancies & conditions for credit

The basis and criteria for Dahrén when performing quality control and cleaning returned empties are:

- The returned items must have originated from Dahrén,
- The returned items after cleaning must meet the Dahrén standards to go into production and must meet the general customer requirements for delivery.
- Only empties that can be identified with an original Dahrén label will be credited.
- Empties must be empty – reels that are returned with wire will not be credited nor will any compensation for wire be credited.
- Damaged reels and other packing materials that are damaged will not be credited.
- Reels and packaging material not approved by Dahrén will not be credited. E.g below
 - Reels/Containers written on with marker or felt pen
 - Reels with permanent labels that will not come off
 - Adhesives that will not come off during regular cleaning
 - Cuts to the reel edge or reel core
 - Heavily dirty Reels/Containers
 - Wet wooden packaging materials
- Reels and packaging materials that are not approved by Dahrén will be scrapped. Any other handling of not approved material will need to be agreed in advance and may come with additional handling fees.

Pallet packing & stacking recommendations 1/3

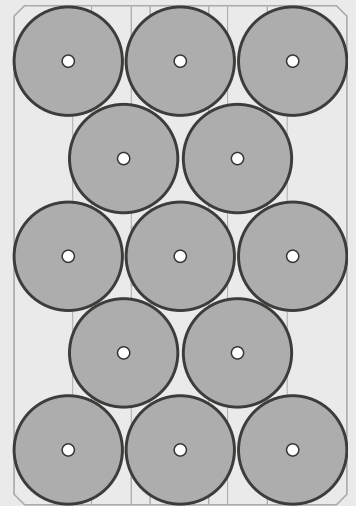
250/400 without bell

1 Layer = 13 pcs

4 Layers in total = 52 pcs

Place a sheet of wood as an intermediate layer between each layer of container

Finish the top with a sheet of wood (no pallet may be placed as a finishing top of any stack). Secure the load by using at least two nylon straps firmly tightend.



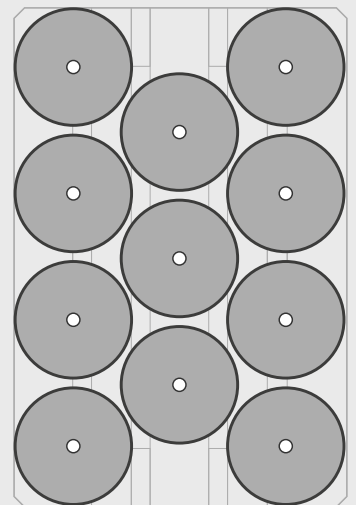
A250/400 container

1 Layer = 11 pcs

3 Layers in total = 33 pcs

Place a sheet of wood as an intermediate layer between each layer of container

Finish the top with a sheet of wood (no pallet may be placed as a finishing top of any stack). Secure the load by using at least two nylon straps firmly tightend.



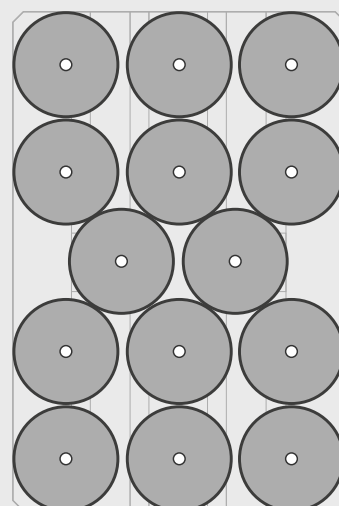
K250 reel

1 Layer = 14 pcs

8 Layers in total = 112 pcs

Place a cardboard sheet as an intermediate layer
between every second layer of reel

Finish the top with a sheet of wood (no pallet may be
placed as a finishing top of any stack). Secure the load
by using at least two nylon straps firmly tightend.



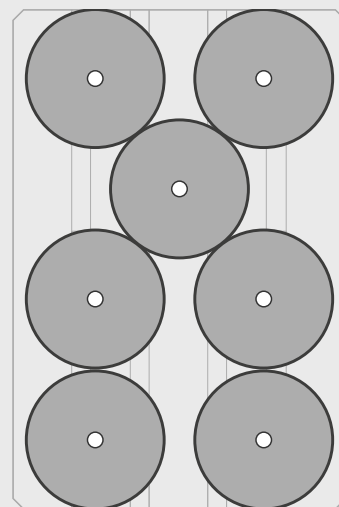
315/500 without bell

1 Layer = 7 pcs

3 Layers in total = 21 pcs

Each layer is finished with a sheet of wood

Finish the top with a sheet of wood (no pallet may be
placed as a finishing top of any stack). Secure the load
by using at least two nylon straps firmly tightend.



Pallet packing & stacking recommendations 2/3

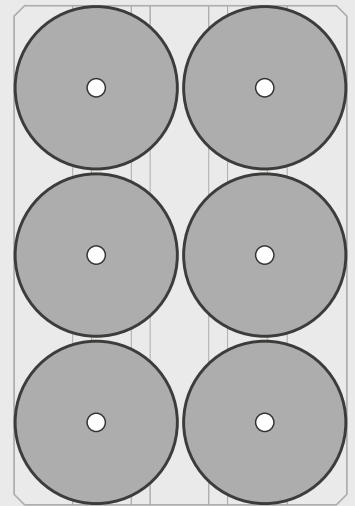
A315/500 container

1 Layer = 6 pcs

3 Layers in total = 18 pcs

Place a sheet of wood as an intermediate layer between each layer of container

Finish the top with a sheet of wood (no pallet may be placed as a finishing top of any stack). Secure the load by using at least two nylon straps firmly tightend.



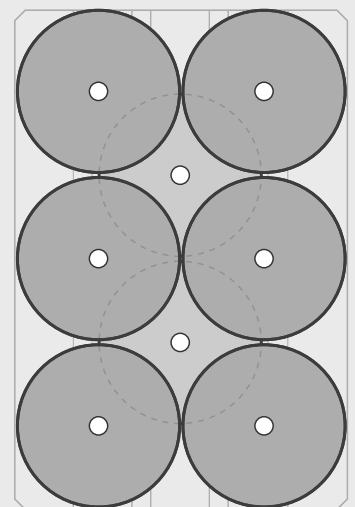
K355 reel

1 Layer = 6 pcs + 2 pcs in the centre

8 Layers in total = 62 pieces

Place a cardboard sheet as an intermediate layer between every second layer of reel

Finish the top with a sheet of wood (no pallet may be placed as a finishing top of any stack). Secure the load by using at least two nylon straps firmly tightend.



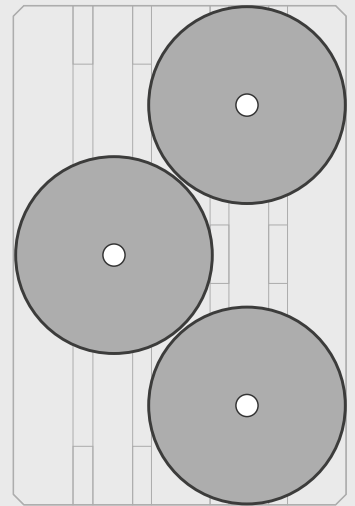
A400/630 container

1 Layer = 3 pcs

2 Layers in total = 6 pcs

Each layer is finished with a sheet of wood

Finish the top with a sheet of wood (no pallet may be placed as a finishing top of any stack). Secure the load by using at least two nylon straps firmly tightend.



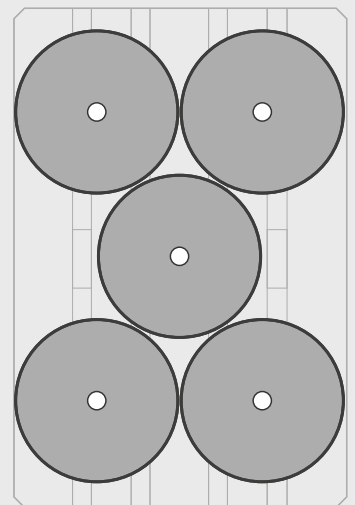
A400/630 reel

1 Layer = 5 pcs

3 Layers in total = 15 pcs

Each layer is finished with a sheet of wood

Finish the top with a sheet of wood (no pallet may be placed as a finishing top of any stack). Secure the load by using at least two nylon straps firmly tightend.



Pallet packing & stacking recommendations 3/3

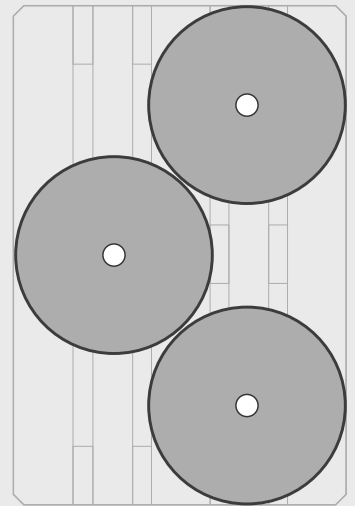
500/800 reel

1 Layer = 3 pcs

2 Layers in total = 6 pcs

Place a sheet of wood as an intermediate layer between each layer of container

Finish the top with a sheet of wood (no pallet may be placed as a finishing top of any stack). Secure the load by using at least two nylon straps firmly tightend.

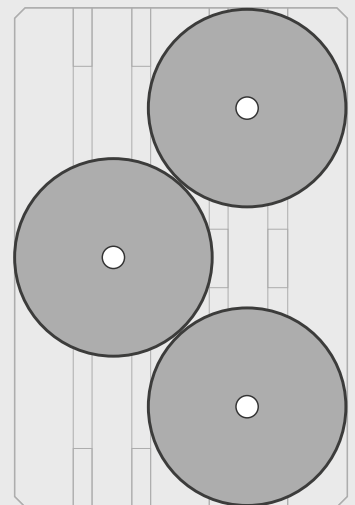


K500 reel

1 Layer = 3 pcs

7 Layers in total = 21 pcs

Finish the top with a sheet of wood (no pallet may be placed as a finishing top of any stack). Secure the load by using at least two nylon straps firmly tightend.

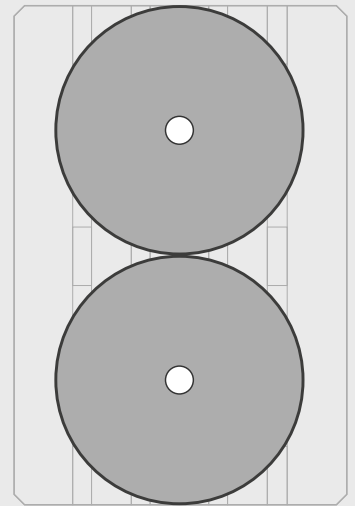


K710

1 Layer = 4 pcs

4 Layers in total = 8 pcs

Finish the top with a sheet of wood. Secure the load by using at least two nylon straps firmly tightend.



Returning empties process

In order for a smooth return and handling of empties the below process need to be followed by all parties involved.

The Customer packs the empties according to the Dahrén Pallet Packing & Stacking Recommendations.

The Customer sends a notice "Return of empties" by e-mail to inbound.sweden@dahrengroup.com or to inbound.poland@dahrengroup.com and attach a detailed packing list in pdf-format to the notice. Choose country for returning empties according to where the majority of your delivery was sent from.

The Customer transportation ensure the Return Order Reference No. is used as a shipment reference.

01



02



03



04

Dahrén confirms the notice with a Return Order Reference No. (which is to be used as a shipment ref no when booking transportation).

Return address

Dahrén Sweden AB

Jonslund
465 95 Nossebro
Sweden

Dahrén Poland sp. z o.o.

Ul. Legionów 83
43-502 Czechowice-Dziedzice
Poland

r books
n and makes
Order
s used as
rence.

**The Forwarder picks up
the shipment** and send a
notice to deliver to Dahrén.

**The Forwarder delivers
the shipment** to Dahrén on
the given date and slot time.

05**06****07****08**

**Dahrén confirms the
notice** with a delivery
date when a scheduled
delivery shall take place.

Dahrén plan and execute cleaning/refurbishment
of the returned empties and issue a credit note for
approved empties and packaging materials within
30 days from the date of delivery to Dahrén.



Do you want to know more about
Low Carbon Copper and how it can
be a green boost in your business?

Please don't hesitate to contact
your local sales rep. at Dahrén.

dahrengroup.com →

dahrén 

Sweden

Dahrén Sweden AB
Jonslund
SE-465 80 Nossebro
Sweden

Poland

Dahrén Poland sp. z o.o.
Ul. Legionów 83
43-502 Czechowice-Dziedzice
Poland

Germany

Dahrén Germany GmbH
Donaustraße 68
68199 Mannheim
Germany