



# DAMIDOMIC

Rectangular enamelled conductor of copper, wrapped with micatape, class 155

**Product name:**

Damidomic

**Specifications:**

Internal LWW or customer specification

**UL approval:**

Not approved

**Class: 155**

Temperature index  $\geq 155^{\circ}\text{C}$

Heat shock:  $\geq 155^{\circ}\text{C}$

**Insulation**

Basecoat: THEIC-modified polyesterimide

Overcoat: Polyamide-imide

1-4 layers micatape

**Properties:**

- Very good resistance to partial discharges

**Field of application:**

- Generators

- Transformers

- Electrical motors

**Standard packaging:**

K500, VM630, VM710

**Self life:**

12 month at  $20 \pm 5^{\circ}\text{C}$

**Conductor material:**

EN 1977 - ETP1 CW003A

EN 1977 - ETP CW004A

ASTM B49 - ETP C11000/C11040

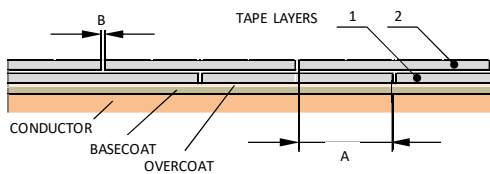
Conductor corner radius

Nominal thickness of conductor (mm)		Corner radius (mm)	Tolerance
Over	Up to and including		
-	1,00	0,5 nominal thickness	+/- 25%
1,00	1,60	0,50	+/- 25%
1,60	2,24	0,65	+/- 25%
2,24	3,55	0,80	+/- 25%
3,55	-	1,00	+/- 25%

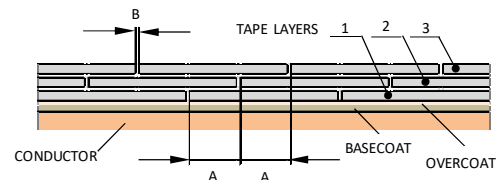
Conductor tolerances

Nominal width or thickness of the conductor (mm)		Tolerance +/- (mm)
Over	Up to and including	
-	3,15	0,030
3,15	6,30	0,050
6,30	12,50	0,070
12,50	-	0,100

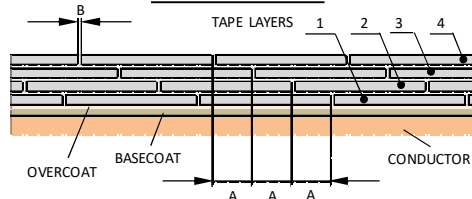
**Damidomic 1B and 2B**



**Damidomic 3B**



**Damidomic 4B**



Certified according to ISO 9001, IATF 16949, ISO 14001

# DAMIDOMIC

Rectangular enamelled conductor of copper, wrapped with micatape, class 155

Designation	No of tapelayers	Overlap (A) (W= width of micatape) <sup>1)</sup>	Buttlap (B) (All layers)	Increase (enamel + micatape)
Damidomic 1B	1 x PETP <sup>2)</sup> (layer 1) 1 x Mica <sup>3)</sup> (layer 2)	$A=W/2 \pm 1 \text{ mm}$	-0...+0,3 mm	0,29 - 0,43
Damidomic 2B	2 x Mica	$A=W/2 \pm 1 \text{ mm}$	-0...+0,3 mm	0,38 - 0,56
Damidomic 3B	3 x Mica	$A=W/3 \pm 1 \text{ mm}$	-0...+0,5 mm	0,52 - 0,74
Damidomic 4B	4 x Mica	$A= 0,4W \pm 1 \text{ mm}$	-0...+0,6 mm	0,65 - 0,92

1. 10, 12 or 15 mm width depending on conductor dimension and width/thickness ratio

2. PETP film used is similar to the polyester film used for micatape. Thickness 0,03 mm.

3. Micatape used is no adhesive, one side polyesterfilm reinforced. Thickness 0,09 mm

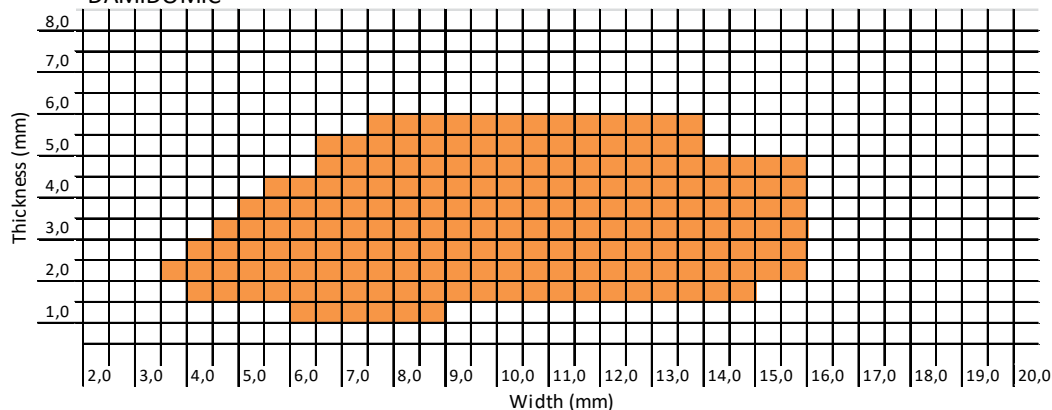
## Properties for DAMIDOMIC

Main characteristics	Test method	Interval	Acceptance criteria
<b>Thermal properties</b>			
Temperature index	IEC 60172	-	$\geq 155^{\circ}\text{C}^{1)}$
<b>Electrical properties</b>			
Conductor resistance	IEC 60851 - 5.3	2)	0,01724 $\Omega\text{mm}^2/\text{m}$
Conductivity	1/R	2)	$> 58 \text{ m}/(\Omega\text{mm}^2)$
Breakdown voltage	IEC 60851 - 5.4	All sizes	$> 3,0 \text{ kV}$
- Damidomic 1B			$> 4,0 \text{ kV}$
- Damidomic 2B			$> 5,0 \text{ kV}$
- Damidomic 3B - Damidomic 4B			$> 6,0 \text{ kV}$
<b>Mechanical properties</b>			
Elongation	IEC 60851-3.3	$1,00 \leq T \leq 2,50$	$\geq 30\%$
		$T > 2,50$	$\geq 32\%$
Springback angle	IEC 60851-3.4	All sizes	$\leq 5^{\circ}$

1. According to supplier certificate

2. Dependence of dimension is expressed by the unit

## Dimension range DAMIDOMIC



The technical data included is up to date at the time of printing.

LWW reserves the right to make any amendments deemed necessary

Ed.A(2)